

FOE100 Cable Ladder System

CABLE LADDER			CROSS PIECE			TEE PIECE				FLAT ELBOW 90°				FLAT ELBOW 45°				END COVER	
Width	3 m	6 m	Width	R300	R600	Width	R300	R600	R900	Width	R300	R600	R900	Width	R300	R600	R900	Width	FRP
150	74429	74746	150	70314	71784	150	74506	73142	70792	150	74606	73106	70756	150	74624	73124	70774	150	74701
300	74430	74747	300	70315	71785	300	74507	73143	70793	300	74607	73107	70757	300	74625	73125	70775	300	74702
450	74431	74748	450	70316	71786	450	74508	73144	70794	450	74608	73108	70758	450	74626	73126	70776	450	74703
600	74432	74749	600	70317	71787	600	74509	73145	70795	600	74609	73109	70759	600	74627	73127	70777	600	74704
750	74433	74750	750	70318	71788	750	74510	73146	70796	750	74610	73110	70760	750	74628	73128	70778	750	74705
900	74434	74751	900	70319	71789	900	74511	73147	70797	900	74611	73111	70761	900	74629	73129	70779	900	74706

Certified for NEMA 12C loading.

Unequal Cross is also available.

Unequal Tee is also available.

Also available in Flat Elbow 30° and 22.5°.

Also available in Flat Elbow 30° and 22.5°.

Fastener(s) included.

SMART JIG	
SS	74398
<i>To pre-drill holes in exact positions when cutting ladder lengths on-site.</i>	

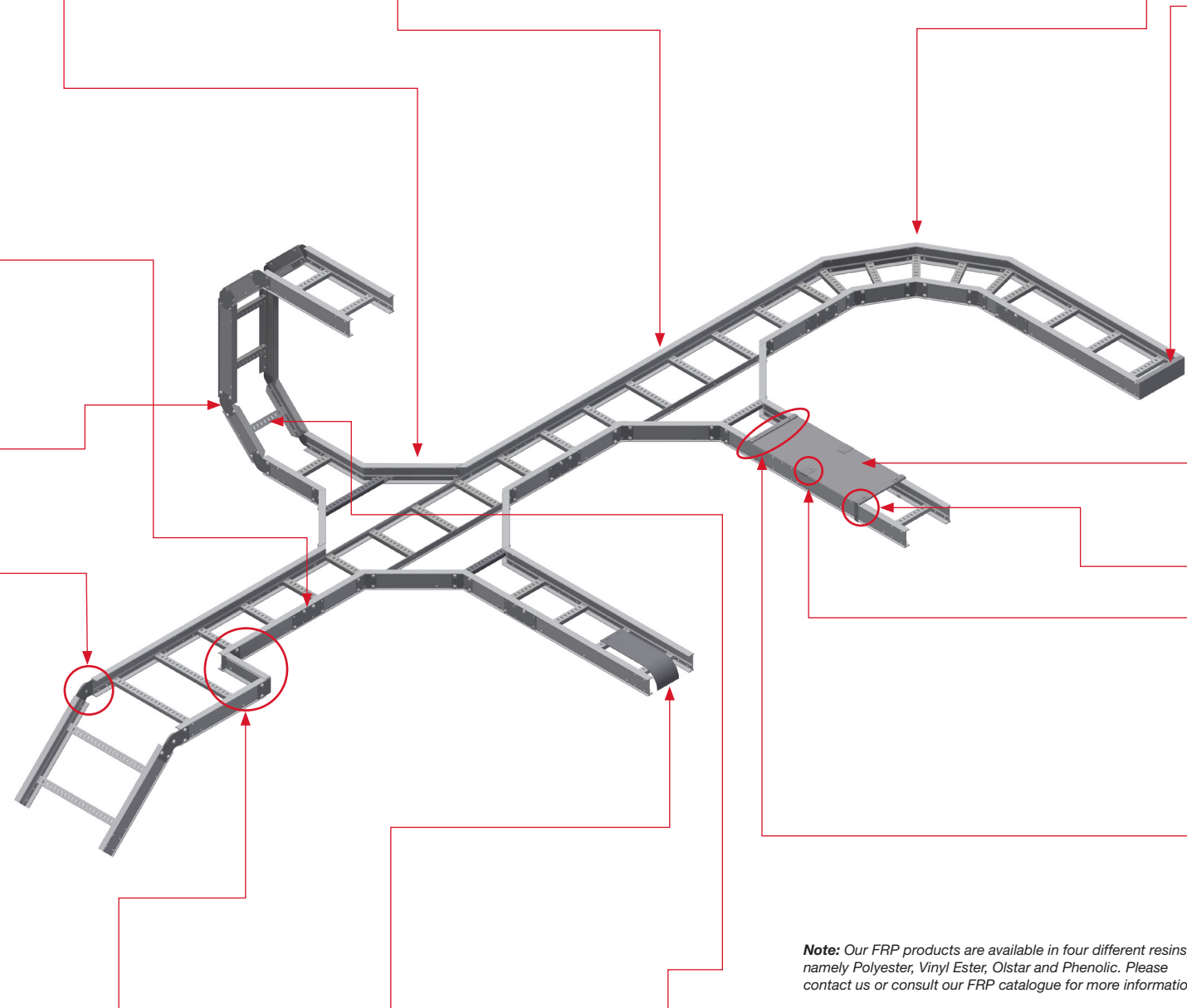
SPLICE CONNECTOR		
Type	FRP	SS
Standard	75051	74858
<i>Fastener(s) included.</i>		

ANGLE PLATES		
Type	FRP	SS
Horizontal 90°	70400	74861
Horizontal 45°	71752	-
Vertical 45°	70407	74191
Vertical 30°	70410	74194
Vertical 22.5°	70413	74197
Vertical Hinge	75036*	74864*
<i>Fastener(s) included. *Adjust in steps of 4°.</i>		

FIXING CLAMPS		
Type	FRP	SS
Expansion Clamp FC-A40x65	71410	-
FC-B40x65	72024*	74783*
FC-B47x50	-	74492
<i>Suited for horizontal (*and vertical) installations.</i>		

REDUCER			
Width	Centre	Left	Right
300/150	70327	70349	70371
450/150	70328	70350	70372
600/150	70329	70351	70373
450/300	70330	70352	70374
600/300	70331	70353	70375
750/300	70332	70354	70376
900/300	71447	71448	71449
600/450	70333	70355	70377
750/450	70334	70356	70378
900/450	70335	70357	70379
750/600	70336	70358	70380
900/600	70337	70359	70381

Customised fitting dimensions are available upon request.



COVER	
Width	FRP
150	71468
200	71469
300	71470
400	71471
450	71472
500	71473
600	71474
750	71475
900	71476

Length = 3 m. Cover for bend, reducers, Tee- and Cross-pieces on request.

COVER CLAMP		
Type	FRP	SS
HD Cover Fixing Clamp	71783	71485
GP Cover Fixing Clamp	72077*	74856*
<i>*Fastener(s) included.</i>		

HD FLEXI COVER FIXING CLAMP		
Width	FRP	SS
150	75350	71617
300	75351	71618
450	75352	71619
600	75353	71620
750	75354	71621
900	75355	71622
<i>Fastener(s) included.</i>		

REDUCER PART	
Width	FRP
150	70275
300	70276
450	70277
600	70278
750	70279

Customised fitting dimensions are available upon request.

EXIT PLATE	
FRP	74545
<i>2 x M6x16 fastener(s) included.</i>	

DIVIDER	
Type	FRP
Straight	74541
<i>Length = 3 m, 4 x M6x16 fastener(s) included.</i>	

RISER PART	
Width	FRP
150	74160
300	74161
450	74162
600	74163
750	74164
900	74165
<i>Combine with angle plates for desired fitting.</i>	

INSIDE RISER			
Width	R400	R600	R800
150	74236	74242	74248
300	74237	74243	74249
450	74238	74244	74250
600	74239	74245	74251
750	74240	74246	74252
900	74241	74247	74253
<i>Pre-assembled inside riser.</i>			

OUTSIDE RISER			
Width	R400	R600	R800
150	74254	74260	74266
300	74255	74261	74267
450	74256	74262	74268
600	74257	74263	74269
750	74258	74264	74270
900	74259	74265	74271
<i>Pre-assembled outside riser.</i>			

Note: Our FRP products are available in four different resins, namely Polyester, Vinyl Ester, Olstar and Phenolic. Please contact us or consult our FRP catalogue for more information.



A Group Company of 

Øglænd System AS
P.O. box 133, Engelsvollvegen 264
N-4358 Kleppe, Norway

Phone: (+47) 51 78 81 00
E-mail: oglaend@oglaend-system.com




Order/purchase orders:
ordre@oglaend-system.com

www.oglaend-system.com




This poster shows the main/most used parts of the FOE100 System. For a full overview of the FOE System view our products online: www.oglaend-system.com/selector

Certificates:

Please contact us for exact application.

Please note: Whilst every effort has been made to ensure the accuracy of the content, our systems and products are under continual improvement and development, therefore we reserve the right to make changes to products or specification without prior notice. Product graphics are intended to be representative, however small differences in actual products may occur.